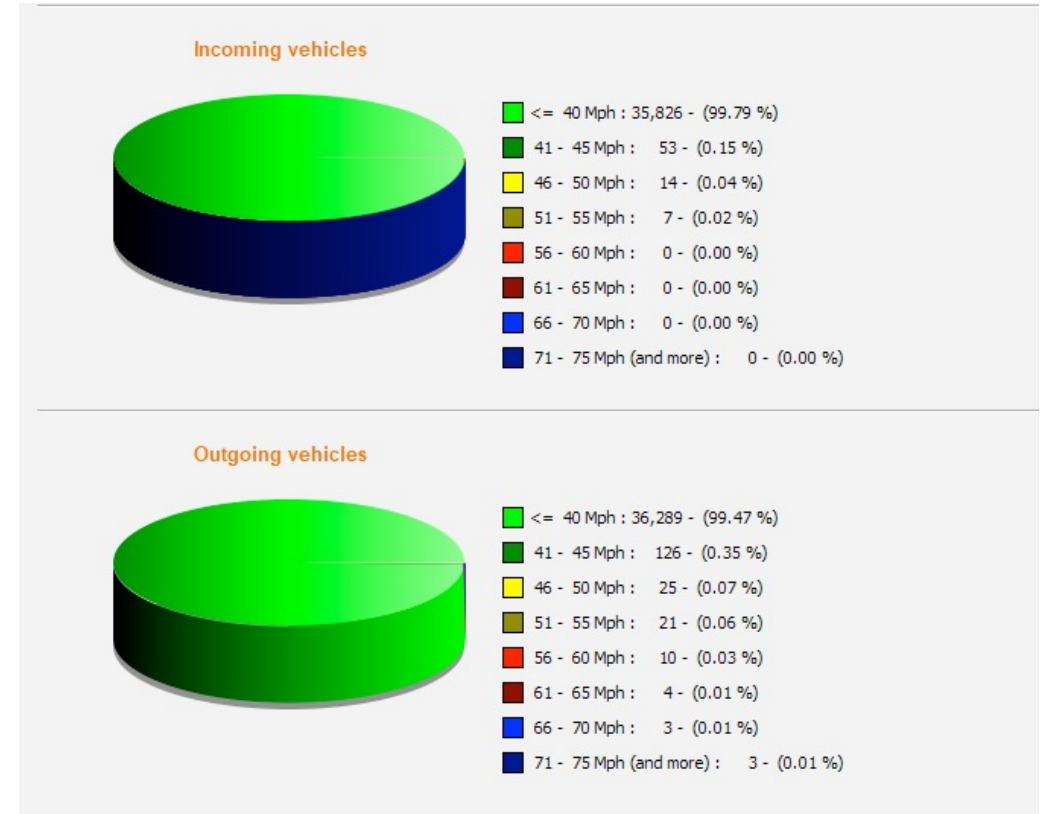


Main Street - On Average over 3 months experiences 77256 movements each month.

February 24

Total vehicles Into - 35900

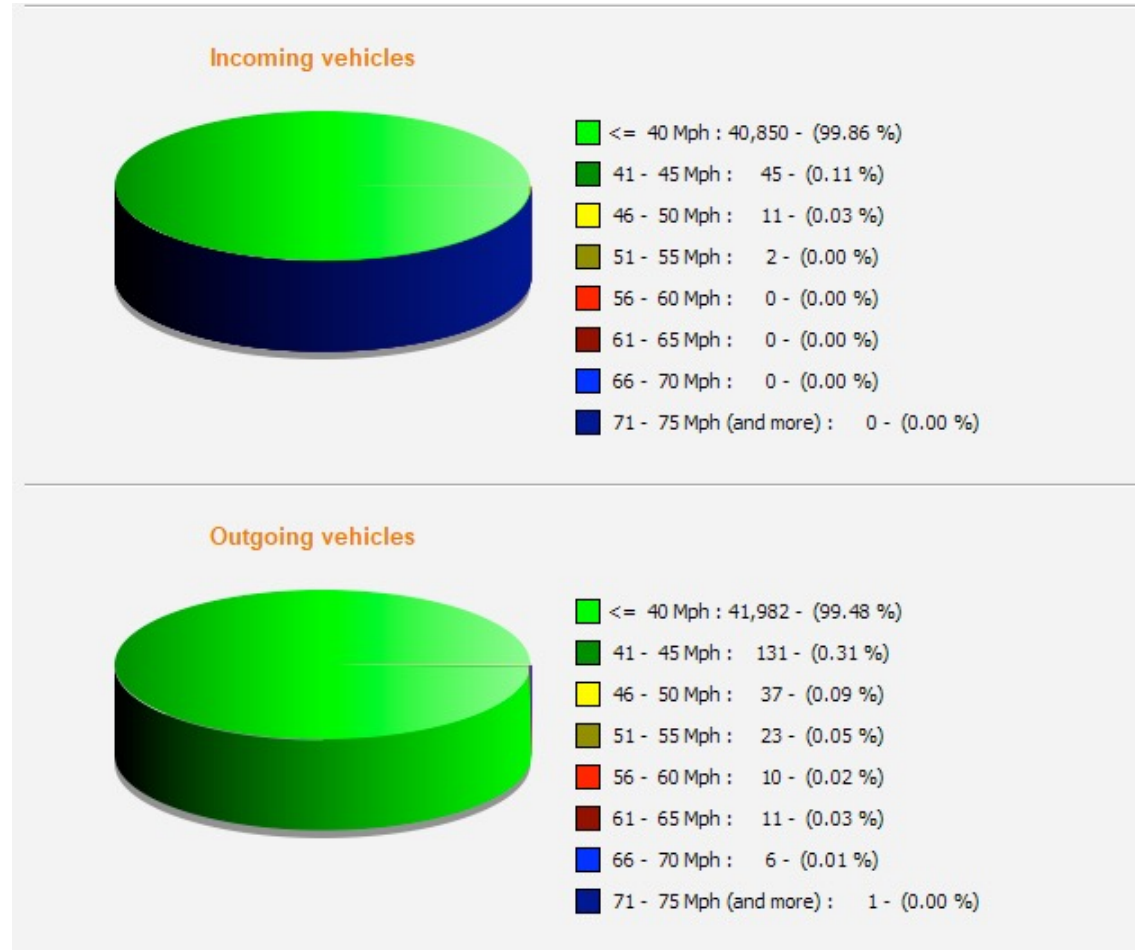
Total vehicles Exit - 36481



March 24

Total vehicles Into - 40908

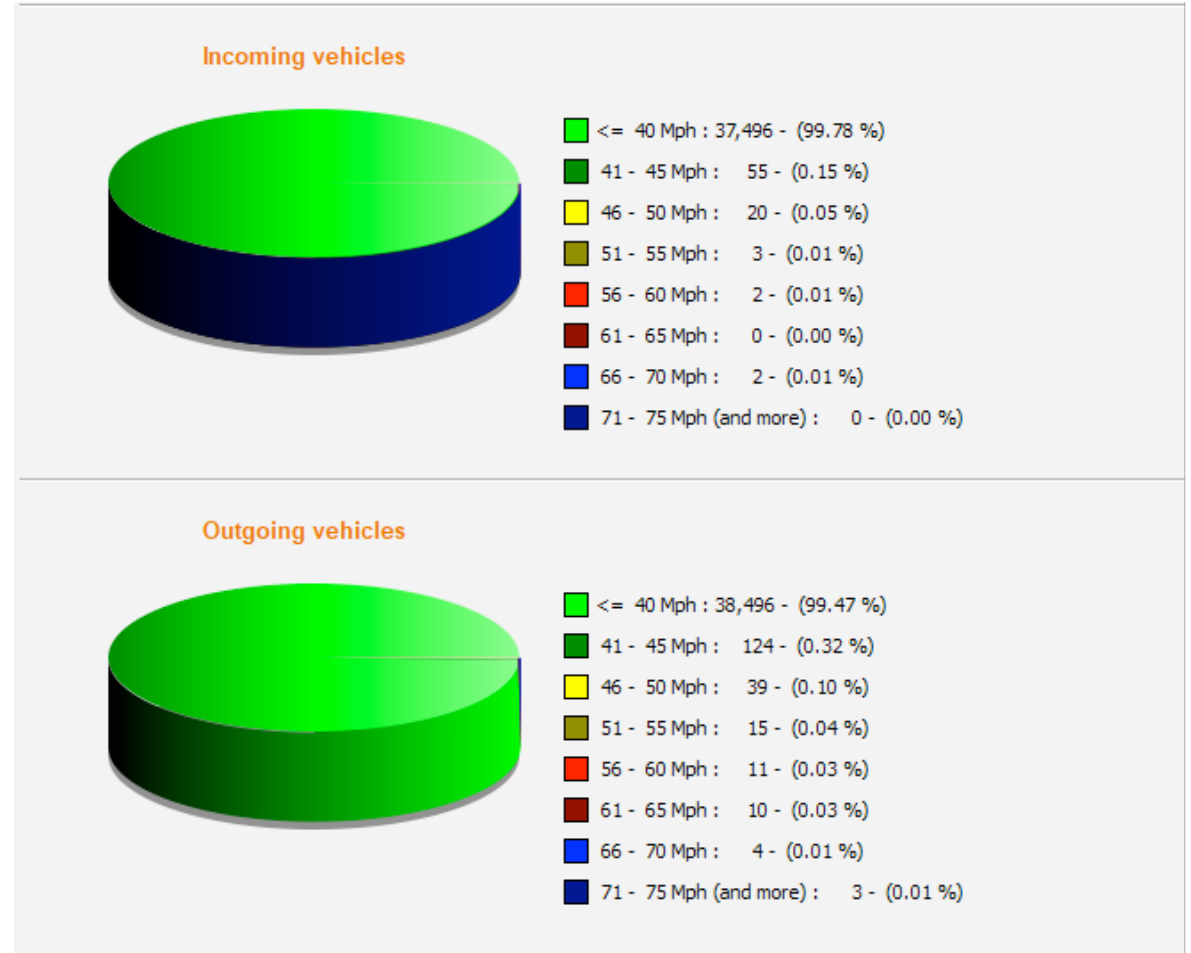
Total vehicles Exit - 42201



April 24

Total vehicles Into - 37578

Total vehicles Exit - 38702

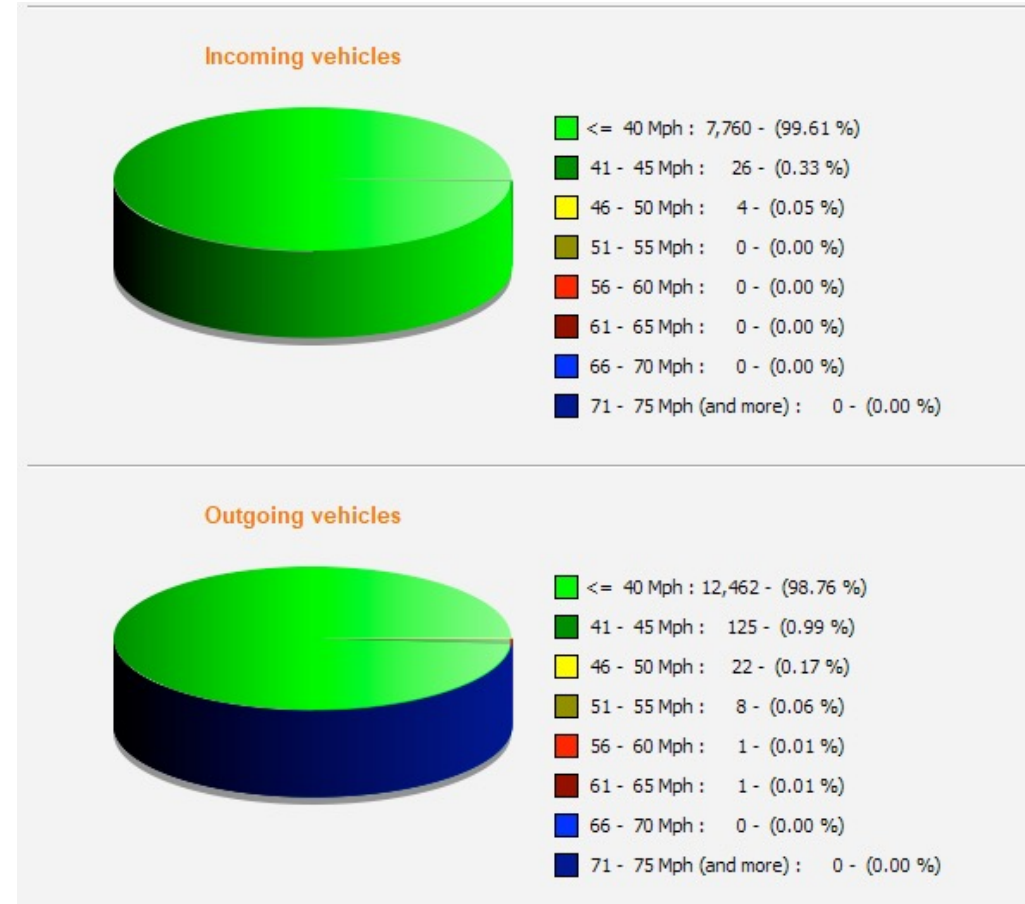


Greatford Road - On average over three months receives 22,741 movements each month.

February 24

Total vehicles from King Street - 7790

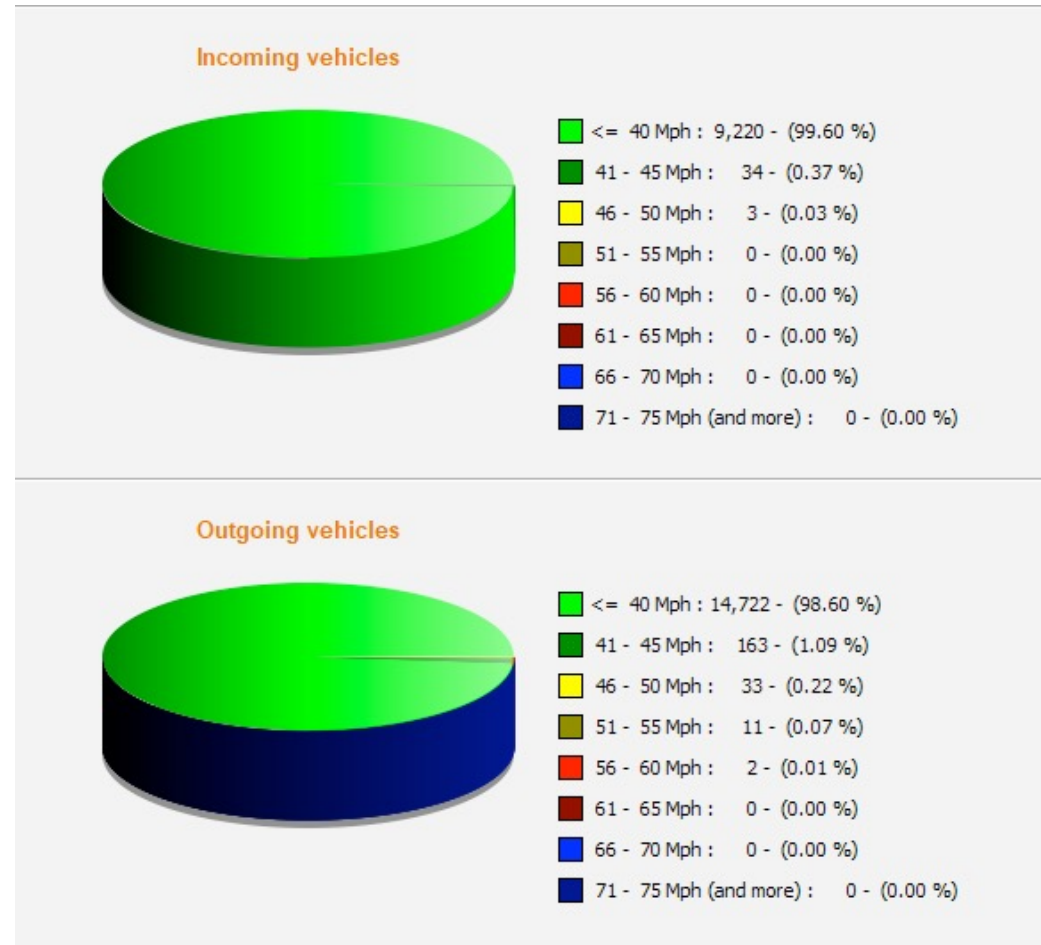
Total vehicles from A15 - 12619



March 24

Total vehicles from King Street - 9257

Total vehicles from A15 - 14931

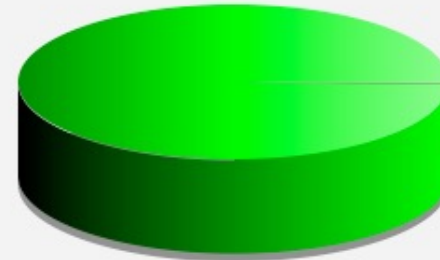


April 24

Total vehicles from King Street - 8643


Total vehicles from A15 - 14174

Incoming vehicles



<= 40 Mph	8,601	(99.51 %)
41 - 45 Mph	36	(0.42 %)
46 - 50 Mph	4	(0.05 %)
51 - 55 Mph	1	(0.01 %)
56 - 60 Mph	1	(0.01 %)
61 - 65 Mph	0	(0.00 %)
66 - 70 Mph	0	(0.00 %)
71 - 75 Mph (and more)	0	(0.00 %)

Outgoing vehicles



<= 40 Mph	13,982	(98.65 %)
41 - 45 Mph	153	(1.08 %)
46 - 50 Mph	26	(0.18 %)
51 - 55 Mph	10	(0.07 %)
56 - 60 Mph	2	(0.01 %)
61 - 65 Mph	1	(0.01 %)
66 - 70 Mph	0	(0.00 %)
71 - 75 Mph (and more)	0	(0.00 %)

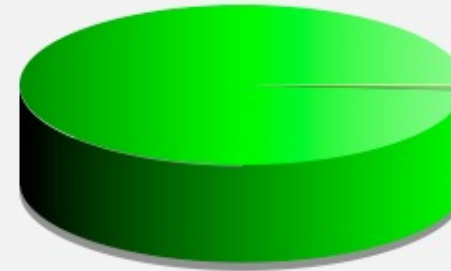
School Camera

February 24

Total vehicles into the village - 14771


Total vehicles exit the village - 15094

Incoming vehicles



<= 40 Mph	14,595	(98.81 %)
41 - 45 Mph	137	(0.93 %)
46 - 50 Mph	31	(0.21 %)
51 - 55 Mph	4	(0.03 %)
56 - 60 Mph	1	(0.01 %)
61 - 65 Mph	2	(0.01 %)
66 - 70 Mph	1	(0.01 %)
71 - 75 Mph (and more)	0	(0.00 %)

Outgoing vehicles



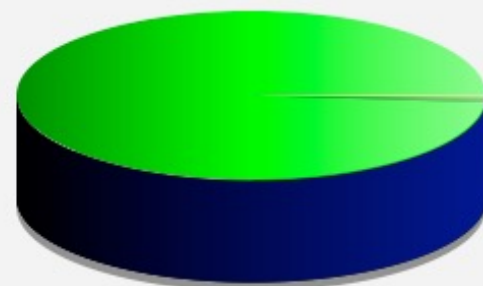
<= 40 Mph	14,862	(98.46 %)
41 - 45 Mph	139	(0.92 %)
46 - 50 Mph	48	(0.32 %)
51 - 55 Mph	28	(0.19 %)
56 - 60 Mph	11	(0.07 %)
61 - 65 Mph	4	(0.03 %)
66 - 70 Mph	2	(0.01 %)
71 - 75 Mph (and more)	0	(0.00 %)

March 24

Total vehicles into the village - 17904

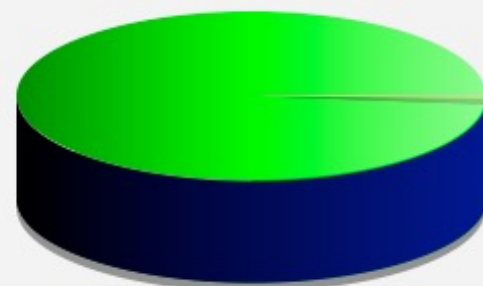
Total vehicles exit the village - 17902

Incoming vehicles



<= 40 Mph	: 17,662 - (98.65 %)
41 - 45 Mph	: 179 - (1.00 %)
46 - 50 Mph	: 45 - (0.25 %)
51 - 55 Mph	: 15 - (0.08 %)
56 - 60 Mph	: 2 - (0.01 %)
61 - 65 Mph	: 0 - (0.00 %)
66 - 70 Mph	: 1 - (0.01 %)
71 - 75 Mph (and more)	: 0 - (0.00 %)

Outgoing vehicles



<= 40 Mph	: 17,618 - (98.41 %)
41 - 45 Mph	: 205 - (1.15 %)
46 - 50 Mph	: 38 - (0.21 %)
51 - 55 Mph	: 24 - (0.13 %)
56 - 60 Mph	: 15 - (0.08 %)
61 - 65 Mph	: 1 - (0.01 %)
66 - 70 Mph	: 1 - (0.01 %)
71 - 75 Mph (and more)	: 0 - (0.00 %)

April 24

Total vehicles into the village - 15257

Total vehicles exit the village - 15573

